

The Inverted Pendulum: A Fundamental Benchmark in Control Theory and Robotics

Olfa Boubaker
National Institute of Applied Sciences and Technology
INSAT, Centre Urbain Nord BP. 676 – 1080 Tunis Cedex, Tunisia
olfa.boubaker@insat.rnu.tn



ABSTRACT: For at least fifty years, the inverted pendulum has been the most popular benchmark, among others, for teaching and researches in control theory and robotics. This paper presents the key motivations for the use of that system and explains, in details, the main reflections on how the inverted pendulum benchmark gives an effective and efficient application. Several real experiences, virtual models and web-based remote control laboratories will be presented with emphasis on the practical design implementation of this system. A bibliographical survey of different design control approaches and trendy robotic problems will be presented through applications to the inverted pendulum system. In total, 150 references in the open literature, dating back to 1960, are compiled to provide an overall picture of historical, current and challenging developments based on the stabilization principle of the inverted pendulum

Keywords: Inverted Pendulum, Control Theory, Robotics

Received: 8 August 2012, Revised 3 October 2012, Accepted 10 October 2012

© 2012 DLINE. All rights reserved

1. Introduction

Control theory is a field rich in opportunities and new directions [1] dealing with disciplines and methods that leads to an automatic decision process in order to improve the performance of a control system. The evolution of control theory is related to research advances on technology, theoretical controller design methods and their real-time implementation [2, 3]. It is important to note that evolution of control theory is also closely related to education [4, 5]. The next generations of control students must receive the scientific and pedagogical supports required to verify conventional techniques, develop new tools and techniques and verify their realization [6]. If the student has no opportunity to bring into the light with realistic control problems subjected to the difficulties, training has failed [7]. The main recommendation is then to integrate into the research laboratories and curriculum education experimental projects to bridge the gap between the acquirement of scientific knowledge and the solution of practical problems

In recent Years, projects on the themes of robotics [8, 9] and mechatronics [8, 10, 11, 12] are the most attractive for students. In this framework, many interesting robotic benchmark systems exist in the literature. The inverted pendulum system was always considered, among others, the most fundamental benchmark. Different versions of this system exist offering a variety of interesting control challenges.

This paper, proposes to enhance the wealth of this benchmark and attempt to provide an overall picture of historical, current and trend developments in control theory and robotics based on its simple structure. The paper is organized as follows: The most common robotic benchmarks and the different versions of the inverted pendulum will be exposed in the next section. The wealth of the inverted pendulum model in education will be pointed in section 3. In section 4, few real and virtual experiences will be exposed. Different

control design techniques will be surveyed through application to this benchmark in section 5. Trendy robotic problems based in the inverted pendulum stabilization principle will be finally raised in section 6.

2. Robotic Benchmarks: An Overview

Many robotic benchmark systems of high interest exist in the literature and frequently used for teaching and research in control theory. They are typically used to realize experimental models, validate the efficiency of emerging control techniques and verify their implementation. The most common robotic benchmarks are the Acrobot [13], the Pendubot [14], the Furuta Pendulum (see Figure 1) [15], the inverted pendulum [16], the Reaction Wheel Pendulum (see Figure 2) [17], the bicycle [18], the VTOL aircraft [19], the Beam-and-Ball system [20] and the TORA [21].

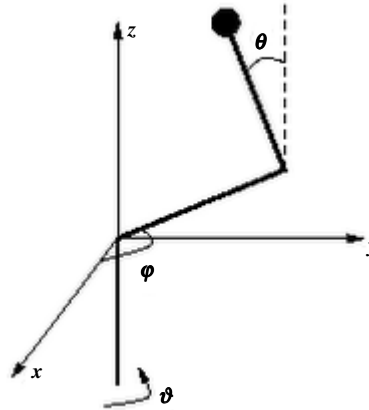


Figure 1. Furuta Pendulum

In spite of its simple structure, the inverted pendulum is considered, among the last examples, the most fundamental benchmark. Different versions of the inverted pendulum benchmark exist offering a variety of interesting control challenges.

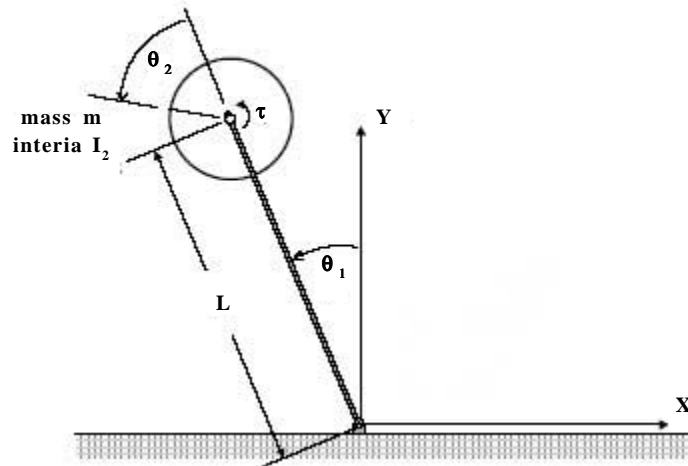


Figure 2. Inertia-Wheel Pendulum

The most familiar types are the rotational single-arm pendulum (see Figure 3) [22], the cart inverted pendulum (see Figure 4) [23], and the double inverted Pendulum [24].

The less common versions are the rotational two-link pendulum [25], the parallel type dual inverted pendulum [26], the triple inverted pendulum [27], the quadruple inverted pendulum [28] and the 3D or spherical pendulum [29].

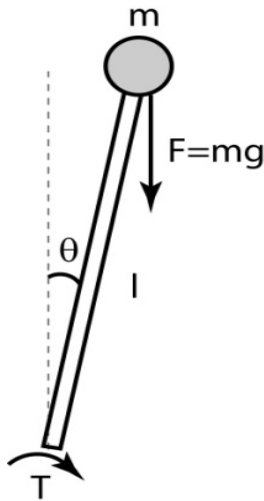


Figure 3. Rotational single-arm pendulum

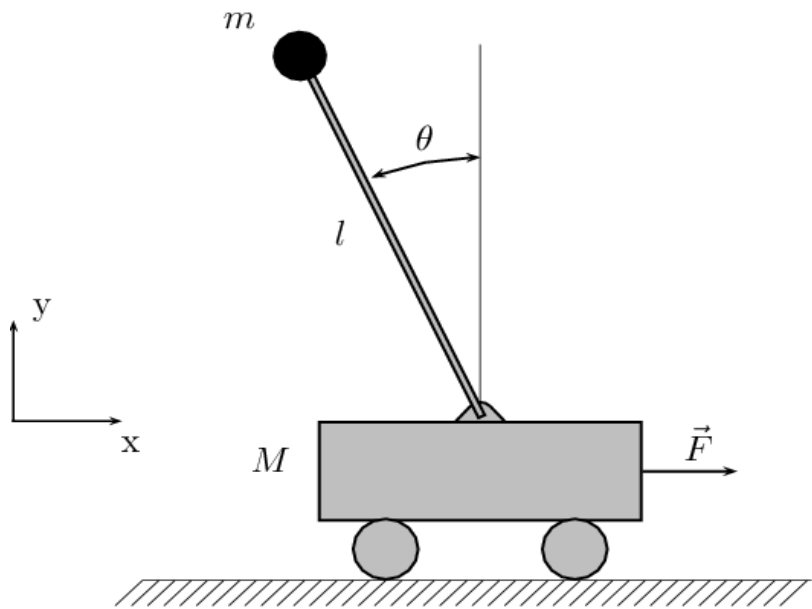


Figure 4. Cart inverted pendulum

3. The inverted Pendulum Benchmark in Control Theory Education

Since the 1950s, the inverted pendulum benchmark, especially the cart version, was used for teaching linear feedback control theory [30] to stabilize open-loop unstable systems. The first solution to this problem was described by Roberge in 1960 [31] and then by Schaefer, and Cannon in 1966 [32]. This benchmark was considered in many references as a typical root-locus analysis example [33]. Subsequently, it has been also used in many books to solve the linear optimal control problem [34] and the complex nonlinear control problem [35] for unstable systems.

In spite of the simplicity of its structure, an inverted pendulum system is a typical nonlinear dynamic system including a stable equilibrium point when the pendulum is at pending position and an unstable equilibrium point when the pendulum is at upright position. When the system is moved up from the pending position to the upright position, the model is strongly nonlinear with the pendulum angle.

The principal control task considered for the cart pendulum version is to swing up the pendulum from the stable equilibrium point to the unstable equilibrium point, and then balance the pendulum at the upright position, and further move the cart to a specified position by driving it right and left. The more general problem is guiding the pendulum from any arbitrary initial condition to the upright equilibrium and stabilizes the cart in a desired position.

4. Real devices, virtual models and web-based laboratories

The simple structure of the inverted pendulum model allowing carrying out experimental validations is one of the key motivations of using this benchmark in education and in research. Several real devices, virtual models or web based remote control laboratories are then developed.

4.1 Real control laboratories

Many real experimental models of the inverted pendulum are performed allowing to students and researches to validate the efficiency of several emerging control techniques and verify their implementation [36, 37, 38]. In many cases, common integrated software's like Matlab or LabVIEW are used to support the design of controllers, the analysis of control system and also the real-time implementation of controllers [39, 40, 41].

4.2 Virtual reality models

Today, physical models might be considered old fashioned, unreliable and expensive. There are many reasons to replace them by virtual reality enabled by the computing power of computers and software tools. One may find good examples of virtual control Laboratories of pendulum-car benchmark in [42, 43, 44].

4.3 Web-based laboratory for remote control

Distance education as well as remote experimentation, is a modern field that aims to deliver education to students who are not physically present on their tested instrumentation. Nowadays, many students communicate with the educational material through Internet-based technologies. Time savings, sharing resources of expensive equipment and individual access to experimentation are the main factors that motivate remote laboratories over the world. Remote pioneered projects based on the inverted pendulum can be found in [45, 46, 47, 48].

5. The inverted Pendulum Benchmark in Control Theory Research

In control theory, a rich collection of powerful and successful synthesis methods are available today for which many academic books and survey papers are devoted. In this framework, the inverted pendulum has maintained for at least fifty years its usefulness to illustrate almost all emerging ideas in this field (see Table 1).

Control design	Academic Books	Survey papers	Research papers with illustration
Bang-Bang control	-	[49]	[50, 51]
Fuzzy logic control	[52]	[53, 54]	[55, 56]
Neural Network control	[57, 58]	[59]	[60]
PID Adaptive control	[61]	[62, 63, 64, 65]	[66]
Robust control	[67, 68, 69]	[70, 71]	[72]
Energy based control	[35, 73, 74, 75]	[76, 77]	[22, 78, 79, 80, 81, 82, 83, 84, 85]
Hybrid control	[86, 87, 88]	[89, 90, 91, 92, 93]	[38, 94, 95, 96, 97]
Sliding mode control	[98, 99, 100]	[101, 102]	[103, 104, 105]
Time optimal control	[106, 107, 108]	[109]	[110, 111, 112, 113]
Predictive control	[114, 115, 116, 117, 118]	[118, 119, 120, 121]	[122, 123, 124, 125]
Singular perturbation	[126]	[127, 128]	[129]
Feedforward control	-	[130]	[131, 132]

Table 1. Survey Of Control Design Techniques Illustrated By The Inverted Pendulum

6. Trends in Robotics based on the Inverted Pendulum Stabilization Principle

Based on the inverted pendulum stabilization principle, many trendy technologies in robotics will fertilize quite new control applications. The recent major accomplishments are:

6.1 Control of under-actuated robotic systems

Underactuated robotic systems are systems with fewer independent control actuators than degrees of freedom to be controlled. In recent years, the need for analysis and control of underactuated robotic systems arises in many practical applications [79, 133, 134]. The cart inverted pendulum is a typical system of under-actuated robotic systems [135].

6.2 Design of mobile inverted pendulums

Design and implementation of mobile wheeled inverted pendulum systems have induced a lot of attention recently [136, 137, 138]

and at least one commercial product, the Segway, see Figure 5, is offered [139]. Such vehicles are of interest because they have a small trail.



Figure 5. The Segway: A mobile wheeled inverted pendulum [139]

6.3 Gait pattern generation for humanoid robots

The control of humanoid robots [140] is a challenging task in recent years due to the hard-to-stabilize dynamics. Gait pattern generation is a key problem [141, 142]. In order to simplify the trajectory generation, many studies make use of the analogy between bipedal gait and the inverted pendulum motion [143]. The Linear Inverted Pendulum Model (LIPM) [144, 145, 146, 147, 148, 149] is a trendy research topic in this framework. LIPM algorithms are generally joined to Zero Moment Point concept [150] to ensure stable gait (see Figure 6).



Figure 6. HRP-4C Humanoid: stable walking under linear inverted pendulum model [150]

7. Conclusion

In this paper, it has been shown that the inverted pendulum system is a fundamental benchmark in education and research in control theory. The particular interest of this application lies on its simple structure and the wealth of its model. The richness of the model has illustrated its usefulness to illustrate all emerging ideas in control theory and integrate trendy technologies and challenging applications in robotics.

References

[1] Murray, R. M., Åström, K.J., Boyd, S.P., Brockett, R.W., Stein, G. (2003). Future directions in control in an information-rich world, *IEEE Control Systems Magazine*, 23, p. 20-33.

- [2] Bars, R., Colaneri, P., de Souza, C. E., Dugard, L., Allgöwer, F., Kleimenov, A. et al (2006). Theory, algorithms and technology in the design of control systems, *Annual Reviews in Control*, 30, 19-30.
- [3] Bars, R., Colaneri, P., Dugard, L., Allgower, F., Kleimenov, A., Scherer, C.W(2008). Trends in theory of control system design - status report by the IFAC coordinating committee, *In: Proceedings of the 17th IFAC World Congress, Séoul, V. 17*, p. 93-114.
- [4] Horaícek, P. (2000). Laboratory experiments for control theory courses: A survey, *Annual Reviews in Control*, 24, 151-162.
- [5] Kheir, N. A., Åström, K. J., Auslander, D., Cheok, K. C., Franklin, G. F., Masten, M. M. et al. (1996). Control systems engineering education, *Automatica*, 32, 147-166.
- [6] Bencomo, S. D. (2004). Control learning: Present and future, *Annual Reviews in Control*, 28, 115-136.
- [7] Franksen, O. I. (1972). On the future in automatic control education, *Automatica*, 8, 517-524.
- [8] Ollero, A., Boverie, S., Goodall, R., Sasiadek, J., Erbe, H., Zuehlke, D (2006). Mechatronics, robotics and components for automation and control, IFAC milestone report., *Annual Reviews in Control*, 30, 41-54.
- [9] Weinberg, J. B., Engel, G. L., Gu, K., Karacal, C. S., Smith, S. R., White, W. W. et al., (2001). A multidisciplinary model for using robotics in engineering education, *In: Proceedings of Annual Conference & Exposition of the American Society for Engineering Education, Albuquerque*, p. 693-701.
- [10] Tomizuka, M. (2002). Mechatronics: From the 20th to 21st century, *Control Engineering Practice*, 10, 877-886.
- [11] Kortum, W., Goodall, R. M., Hedrick, J. K. (1998). Mechatronics in ground transportation-current trends and future possibilities, *Annual Reviews in Control*, 22, 133-144.
- [12] Amerongen, J.V., Breedveld, P. (2003).Modelling of physical systems for the design and control of mechatronic systems, *Annual Reviews in Control*, 27, p. 87-117.
- [13] Spong, M. W. (1995). The swing up control problem for the acrobat, *IEEE Control Systems Magazine*, 15, 72-79.
- [14] Fantoni, I., Lozano, R., Spong, M. W. (2000). Energy based control of the pendubot, *IEEE Transactions on Automatic Control*, 45, p. 725-729.
- [15] Acosta, J. Á. (2010).Furuta's pendulum: A conservative nonlinear model for theory and practice, *Mathematical Problems in Engineering*.
- [16] Furuta, K., Yamakita, M., Kobayashi, S (1992). Swing-up control of inverted pendulum using pseudo-state feedback, *Journal of Systems and Control Engineering*, 206, p. 263-269.
- [17] Block, D. J., Astrom, K. J., Spong, M.W. (2007). The Reaction Wheel Pendulum, San Rafael : Morgan and Claypool.
- [18] Åström, K. J., Klein, R. E., Lennartsson, A. (2005).Bicycle dynamics and control, *IEEE Control Systems Magazine*, 25, 26-47.
- [19] Martin, P., Devasia, S., Paden, B. (1996). A different look at output tracking: Control of a VTOL aircraft, *Automatica*, 32, p. 101-107.
- [20] Andreev, F., Auckly, D., Gosavi, S., Kapitanski, L., Kelkar, A., White, W. (2002). Matching, linear systems, and the ball and beam, *Automatica*, 38, 2147-2152.
- [21] Jankovic, M., Fontaine, D., Kokotović, P. V. (1996).TORA example: Cascade- and passivity-based control designs, *IEEE Transactions on Control Systems Technology*, V. 4, p. 292-297.
- [22] Åström, K. J., Furuta, K. (2000). Swinging up a pendulum by energy control, *Automatica*, 36, 287-295.
- [23] Yoshida, K. (1999). Swing-up control of an inverted pendulum by energy-based methods, *In: Proceedings of the American Control Conference, San Diego*, p. 4045-4047.
- [24] Furuta, K., Okutani, T., Sone, H. (1978). Computer control of a double inverted pendulum, *Computer and Electrical Engineering*, 5, p. 67-84.
- [25] Bortoff, S. A. (1996). Robust swing up control for a rotational double pendulum, *In: Proceedings of the 13th World Congress of IFAC, San Francisco*, p. 413-419.
- [26] Tsai, M., Shen, B. H. (2007).Synchronization control of parallel dual inverted pendulums driven by linear servomotors, *IET Control Theory and Applications*, 1, 320-327.

- [27] Furuta, K., Ochiai, T., Ono, N. (1984). Attitude control of a triple inverted pendulum, *International Journal of Control*, v.39, p. 1351-1365.
- [28] Li, H., Miao, Z. , Wang, J. (2002). Variable universe adaptive fuzzy control on the quadruple inverted pendulum, *Science in China, Series E: Technological Sciences*, v. 45, p. 213-224.
- [29] Shen, J., Sanyal, A. K., Chaturvedi, N. A., Bernstein, D., McClamroch, H. (2004). Dynamics and control of a 3D pendulum, *In: Proceedings of the 43rd IEEE Conference on Decision and Control*, Nassau, 1. 1, p. 323-328.
- [30] Kailath, T. (1980). *Linear Systems*, Englewood Cliffs: Prentice-Hall.
- [31] Roberge, J. K. (1960). *The Mechanical Seal*, Bachelor's thesis, Massachusetts Institute of Technology.
- [32] Schaefer, J. F. Cannon, R. H. (1966). On the control of unstable mechanical systems, *In: Proceedings of the third Automatic and Remote Control*, London, v. 3, p. 12-24.
- [33] McC. Siebert, W. (1998). *Circuits, Signals, and Systems*. Cambridge: MIT Press.
- [34] Kwakernaak, H., Sivan, R. (1972). *Linear Optimal Control Systems*, New York: Wiley.
- [35] Khalil, H. K. (2002). *Nonlinear Systems*, New Jersey: Prentice Hall.
- [36] Muskinja, N., Tovornik, B. (2006). Swinging up and stabilization of a real inverted pendulum, *IEEE Transaction on Industrial Electronics*, 53, p. 631-639.
- [37] Siuka, A., Schoberl, M. (2009). Applications of energy based control methods for the inverted pendulum on a cart, *Robotics and Autonomous Systems*, 57, 1012-1017.
- [38] Li, H. L., Chang, B. C., Jagadish, C., Kwatny, H. G. (2009). A DSP microprocessor hybrid control of an inverted pendulum, *In: Proceedings of the 2009 IEEE International Conference on Control and Automation*, Christchurch, p. 2317-2322, 2009.
- [39] Koga, M., Toriumi, H., Sampei, M. (1998). An integrated software environment for the design and real-time implementation of control systems, *Control Engineering Practice*, 6, p. 1287-1293.
- [40] Tahboub, K. A., Albakri, M. I., Arafeh, AM. (2008). Development of a flexible educational mechatronic system based on xPC target, *In: Proceedings of the International Conference on Mechatronic and Embedded Systems and Applications and the 19th Reliability, Stress Analysis, and Failure Prevention Conference*, Las Vegas, p. 209-217.
- [41] Benrejeb, W., Boubaker, O. (2012). FPGA Modeling and Real-Time Embedded Control Design via LabVIEW Software: Application for Swinging-Up a Pendulum, *International Journal on Smart Sensing and Intelligent Systems*, 5.
- [42] Wollherr, D., Buss, M. (2003). Cost-oriented virtual reality and real-time control system architecture, *Robotica*, v. 21, p. 289-294.
- [43] Hoyer, H., Gerke, M., Masar, I., Ivanov, I., Rohrig, C., Bischoff, A. (2003). Virtual laboratory for real-time control of inverted Pendulum/Gantry crane, *In: 11th Mediterranean Conference on Control and Automation*, Rhodes.
- [44] Sánchez, J., Morilla, F., Dormido, S., Aranda, J., Ruipérez, P. (2002). Virtual control lab using Java and Matlab: A qualitative approach, *IEEE Control Systems Magazine*, 22, 8-202.
- [45] Sánchez, J., Morilla, F., Dormido, S. (2001). Teleoperation on an inverted pendulum through the World Wide Web, *In: Proceedings of the IFAC Workshop on Internet Based Control Education*, Madrid, p. 37-42, 2001.
- [46] Gillet, D., Salzmann, C., Huguenin, P. (2000). A distributed architecture for teleoperation over the internet with application to the remote control of an inverted pendulum, *Lecture Notes in Control and Information Sciences*, v. 258, p. 399-407.
- [47] Sánchez, J., Morilla, F., Pastor, R., Dormido, S. (2004). A Java/Matlab-based environment for remote control system laboratories: Illustrated with an inverted pendulum, *IEEE Transactions on Education*, 47, p. 321-329.
- [48] Yao, Y., Dai, Y., Tian, D., Zhang, X. (2009). MATALB & internet based remote control laboratory, *In: Proceedings of the Chinese Control and Decision Conference*, Guilin, p. 1262-1268.
- [49] Sonneborn, L., Van Vleck, F. (1965). The bang-bang principle for linear control systems, *SIAM Journal of Control*, 2, 151-159.
- [50] Mori, S., Nishihara, H., Furuta, K. (1976). Control of unstable mechanical system- control of pendulum, *International Journal of Control*, 23, 673-692.

- [51] Furuta, K., Yamakita, M., Kobayashi, S. (1991). Swing up control of inverted pendulum, *In: Proceedings of the 1991 International Conference on Industrial Electronics, Control and Instrumentation*. Kobe, p. 2193-2198.
- [52] Wang, L. X. (1994). *Adaptive fuzzy systems and control - Design and stability analysis*, Englewood Cliffs: Prentice Hall.
- [53] Lee, C. C. (1990). Fuzzy logic in control systems: Fuzzy logic controller - part I., *IEEE Transactions on Systems, Man and Cybernetics*, 20, p. 404-418.
- [54] Lee, C. C. (1990). Fuzzy logic in control systems: Fuzzy logic controller - part II, *IEEE Transactions on Systems, Man and Cybernetics*, 20, p. 419-435.
- [55] Yi, J., Yubazaki, N., Hirota, K. (2001). Upswing and stabilization control of inverted pendulum system based on the SIRMs dynamically connected fuzzy inference model, *Fuzzy Sets and Systems*, 122, 139-152.
- [56] Wang, H. O., Tanaka, K., Griffin, M. F. (1996). An approach to fuzzy control of nonlinear systems: Stability and design issues, *IEEE Transactions on Fuzzy Systems*, 4, p. 14-23.
- [57] Lewis, F. L., Yesilidrek, A., Jagannathan, S. (1999). *Neural network control of robot manipulators and nonlinear systems*, Philadelphia: Taylor & Francis.
- [58] Ge, S. S., Lee, T. H., Harris, C. J. (1998). *Adaptive neural network control of robotic manipulators*, Singapore: World Scientific.
- [59] Hunt, K. J., Sbarbaro, D., Zbikowski, R., Gawthrop, P. J. (1992). Neural networks for control systems - A survey, *Automatica*, 28, p. 1083-1112.
- [60] Anderson, C. W. (1989). Learning to control an inverted pendulum using neural networks, *IEEE Control Systems Magazine*, v. 9, p. 31-37.
- [61] Astrom, K. J., Wittenmark, B. (1995). *Adaptive Control*, New York: Addison-Wesley.
- [62] Landau, I. D. (1994). A survey of model reference adaptive techniques-theory and applications, *Automatica*, 10, 353-379.
- [63] Astrom, K. J. (1983). Theory and applications of adaptive control-A survey, *Automatica*, 19, 471-486.
- [64] Ortega, R., Tang, Y. (1989). Robustness of adaptive controllers-A survey, *Automatica*, 25, 651-677.
- [65] Åström, K. J., Hägglund, T., Hang, C. C., Ho, W. K. (1993). Automatic tuning and adaptation for PID controllers - a survey, *Control Engineering Practice*, v.1, p. 699-714.
- [66] Chang, W. D., Hwang, R. CHsieh, J. G. (2002). A self-tuning PID control for a class of nonlinear systems based on the lyapunov approach, *Journal of Process Control*, 12, 233-242.
- [67] Boyd, S., El Ghaoui, L., Feron, E., Balakrishnan, V. (1994). *Linear Matrix Inequalities in System and Control Theory*. Philadelphia: SIAM.
- [68] Zhou, K., Doyle, J. C., Glover, K. (1996). *Robust and Optimal Control*, London: Prentice Hall.
- [69] Zhou, K., Doyle, J. C. (1998). *Essentials of Robust Control*, California: Prentice-Hall.
- [70] Barmish, B. R., Kang, H. I. (1993). A survey of extreme point results for robustness of control systems, *Automatica*, 29, 13-35.
- [71] Lewis, A. S. (2007). Nonsmooth optimization and robust control, *Annual Reviews in Control*, 31, 167-177.
- [72] Barya, K., Tiwari, S., Jha, R. (2010). Comparison of LQR and robust controllers for stabilizing inverted pendulum system, *In: Proceedings of the 2010 IEEE International Conference on Communication Control and Computing Technologies*. Nagercoil, p. 300-304.
- [73] Isidori, A. (1995). *Nonlinear control systems*, Berlin: Springer.
- [74] Marino, R., Tomei, P. (1995). *Nonlinear control design*, Englewood Cliffs: Prentice Hall.
- [75] Glad, S. T. (1987). Robustness of nonlinear state feedback-A survey, *Automatica*, 23, p. 425-435.
- [76] Syrmos, V. L., Abdallah, C. T., Dorato, P., Grigoriadis, K. (1997). Static output feedback - A survey, *Automatica*, 33, 125-137.
- [77] Kokotović, P., Arcak, M. (2001). Constructive nonlinear control: A historical perspective, *Automatica*, 37, 637-662.
- [78] Chung, C. C., Hauser, J. (1995). Nonlinear control of a swinging pendulum, *Automatica*, 31, p. 851-862.

- [79] Spong, M. W. (1996). Energy based control of a class of underactuated mechanical systems, *In: Proceedings of the 13th IFAC World Congress, California*, p. 431-435.
- [80] Spong, M. W., Praly, L. (1997). Control of underactuated mechanical systems using switching and saturation, *In: A. Stephen Morse (Ed.), Control using logic-based switching, London: Springer*.
- [81] Lozano, R., Fantoni, I., Block, D. J. (2000). Stabilization of the inverted pendulum around its homoclinic orbit, *Systems and Control Letters*, 40, 197-204.
- [82] Angeli, D. (2001). Almost global stabilization of the inverted pendulum via continuous state feedback, *Automatica*, 37, p. 1103-1108.
- [83] Chatterjee, D., Patra, A., Joglekar, H. K. (2002). Swing-up and stabilization of a cart-pendulum system under restricted cart track length, *Systems and Control Letters*, 47, 355-364.
- [84] Åström, K. J., Aracil, J., Gordillo, F. (2008). A family of smooth controllers for swinging up a pendulum, *Automatica*, 44, p. 1841-1848.
- [85] Yang, J. H., Shim, S. Y., Seo, Y. S., Lee, Y. S. (2009). Swing-up control for an inverted pendulum with restricted cart rail length, *International Journal of Control, Automation and Systems*, 7, p. 674-680.
- [86] Mariton, M. (1990). Jump linear systems in automatic control, New York: Marcel Dekker.
- [87] Savkin, A.V., Evans, R. J. (2002). Hybrid dynamical systems: controller and sensor switching problems, Boston: Birkhauser.
- [88] Liberzon, D. (2003). Switching in systems and control, Boston: Birkhauser.
- [89] Liberzon, D., Morse, A. S. (1999). Basic problems in stability and design of switched systems, *IEEE Control Systems Magazine*, 19, p. 59-70, .
- [90] Labinaz, G., Bayoumi, M. M., Rudie, K. (1997). A survey of modeling and control of hybrid systems, *Annual Reviews in Control*, 21, p. 79-92.
- [91] Decarlo, R. A., Branicky, M. S., Pettersson, S., Lennartson, B. (2000). Perspectives and results on the stability and stabilizability of hybrid systems, *In: Proceedings of the IEEE*, 88, p. 1069-1082.
- [92] Rugh, W. J., Shamma, J. S. (2000). Research on gain scheduling, *Automatica*, 36, 1401-1425.
- [93] Sun, Z., Ge, S. S. (2005). Analysis and synthesis of switched linear control systems, *Automatica*, 41, p. 181-195.
- [94] Guckenheimer, J. (1995). Robust hybrid stabilization strategy for equilibria, *IEEE Transactions on Automatic Control*, 40, p. 321-326.
- [95] Åström, K. J. (1999). Hybrid Control of Inverted Pendulums, *In: Y. Yamamoto, S. Hara (Eds.), Learning, control & hybrid systems, Berlin: Springer*.
- [96] Zhao, J., Spong, M. W. (2001). Hybrid control for global stabilization of the cart-pendulum system, *Automatica*, 37, 1941-1951.
- [97] Aracil, J., Gordillo, F. (2004). The inverted pendulum: A benchmark in nonlinear control, *In: Proceedings of the Sixth Biannual World Automation Congress-Intelligent Automation and Control Trends, Principles, and Applications, Seville*, p. 468 – 482.
- [98] Utkin, V. I. (1992). Sliding Modes in Control Optimization, Berlin: Springer Verlag.
- [99] Utkin, V., Guldner, J., Shi, J. (1999). Sliding Mode Control in Electromechanical Systems, New York: Taylor & Francis.
- [100] Edwards, C., Spurgeon, S. K. (1998). Sliding Mode Control: Theory and Applications, Taylor and Francis.
- [101] Utkin, V. I. (1977). Variable structure systems with sliding modes, *IEEE Transactions on Automatic Control*, AC-22, p. 212-222.
- [102] Hung, J. Y., Gao, W., Hung, J. C. (1993). Variable structure control: A survey, *IEEE Transactions on Industrial Electronics*, v. 40, p. 2-22.
- [103] Riachy, S., Orlov, Y., Floquet, T., Santiesteban, R., Richard, J. P. (2008). Second-order sliding mode control of underactuated mechanical systems I: Local stabilization with application to an inverted pendulum, *International Journal of Robust and Nonlinear Control*, v. 18, p.529-543.

- [104] Riachy, S., Orlov, Y., Floquet, T., Santiesteban, R., Richard, J. P. (2008). Second-order sliding mode control of underactuated mechanical systems II: Orbital stabilization of an inverted pendulum with application to swing up/balancing control, *International Journal of Robust and Nonlinear Control*, v. 18, p. 544-556.
- [105] Park, M. S., Chwa, D. (2009). Swing-up and stabilization control of inverted-pendulum systems via coupled sliding-mode control method, *IEEE Transactions on Industrial Electronics*, 56, 3541-3555.
- [106] Lewis, F. L., Syrmos, V. L. (1995). Optimal control, New York: John Wiley & Sons.
- [107] Vinter, R. B. (2000). Optimal Control, Boston: Birkhäuser.
- [108] Boscaïn, U., Piccoli, B. (2004). Optimal Syntheses for Control Systems on 2-D Manifolds, Berlin: Springer-Verlag.
- [109] Mayne, D. Q. (1973). Optimal control-A survey of computational methods, *In: IEEE Conference Publication*, 96, 236-244 .
- [110] Xu, Y., Iwase, M., Furuta, K. (2001). Time optimal swing-up control of single pendulum, *Journal of Dynamic Systems, Measurement and Control*, 123, 518-527.
- [111] Holzhuter, T. (2004). Optimal regulator for the inverted pendulum via euler-lagrange backward integration, *Automatica*, 40, 1613-1620.
- [112] Chernousko, F. L., Reshmin, S. A. (2007). Time-optimal swing-up feedback control of a pendulum, *Nonlinear Dynamics*, 47, 65-73.
- [113] Mason, P., Broucke, M., Piccoli, B. (2008). Time optimal swing-up of the planar pendulum. *IEEE Transactions on Automatic Control*, 53, 1876-1886.
- [114] Allgöwer, F., Zheng, A. (2000). Nonlinear model predictive control, Berlin: Birkhauser.
- [115] Maciejowski, J. M. (2002). Predictive control with constraints, New York: Prentice Hall.
- [116] Findeisen, R., Allgöwer, F., Biegler, L. (2006). Assessment and Future Directions of Nonlinear Model Predictive Control, Berlin: Springer.
- [117] Magni, L., Raimondo, D. M., Allgöwer, F. (2009). Nonlinear predictive control-Towards new challenging applications, Berlin: Springer.
- [118] García, C. E., Prett, D. M., Morari, M. (1989). Model predictive control: Theory and practice-A survey, *Automatica*, 25, 335-348.
- [119] Morari, M., Lee, H. J. (1999). Model predictive control: Past, present and future, *Computers and Chemical Engineering*, 23, 667-682.
- [120] Mayne, D. Q., Rawlings, J. B., Raoand, C.V., Scokaert, P. O. M. (2000). Constrained model predictive control: Stability and optimality, *Automatica*, 36, 789-814.
- [121] Magni, L., Scattolini, R. (2004). Stabilizing model predictive control of nonlinear continuous time systems, *Annual Reviews in Control*, 28, 1-11.
- [122] Magni, L., Scattolini, R., Astrom, K. (2002). Global stabilization of the inverted pendulum using model predictive control, *In: Proceedings of the 15th IFAC World Congress*, Barcelona.
- [123] Balan, R., Maties', V., Stan, S. (2005). A solution of the inverse pendulum on a cart problem using predictive control, *In: Proceedings of the IEEE International Symposium on Industrial Electronic*, Dubrovnik, p. 63-68.
- [124] Gawthrop, P. J., Wang, L. (2006). Intermittent predictive control of an inverted pendulum, *Control Engineering Practice*, 14, 1347-1356.
- [125] Mills, A., Wills, A., Ninness, B. (2009). Nonlinear model predictive control of an inverted pendulum, *In: Proceedings of the American Control Conference*, St. Louis, p. 2335-2340.
- [126] Kokotovic, P. V., Khalil, H. K., O'Reilly, J. (1986). Singular Perturbation Methods in Control: Analysis and Design, New York: Society for Industrial Mathematics.
- [127] Kokotovic, P. V., O'Malley, Jr. R. E., Sannuti, P. (1976). Singular perturbations and order reduction in control theory - an overview, *Automatica*, 12, 123-132.
- [128] Dmitriev, M. G., Kurina, G. A. (2006). Singular perturbations in control problems, *Automation and Remote Control*, 67, p. 1-43.

- [129] Srinivasan, B., Huguenin, P., Bonvin, D. (2009). Global stabilization of an inverted pendulum-control strategy and experimental verification, *Automatica*, 45, p. 265-269.
- [130] Mazenc, F., Praly, L. (1996). Adding integrations, saturated controls, and stabilization for feedforward systems,” *IEEE Transactions on Automatic Control*, 41, p. 1559-1578.
- [131] Mazenc, F., Praly, L. (2000). Asymptotic tracking of a reference state for systems with a feedforward structure, *Automatica*, 36, p. 179-187.
- [132] Mazenc, F., Bowong, S. (2003). Tracking trajectories of the cart-pendulum system, *Automatica*, 39, p. 677-684.
- [133] Ortega, R., Spong, M. W., Gómez-Estern, F., Blankenstein, G. (2002). Stabilization of a class of underactuated mechanical systems via interconnection and damping assignment, *IEEE Transactions on Automatic Control*, 47, p. 1218-1233.
- [134] Spong, M. W. (1998). Underactuated Mechanical Systems, *In*: B. Siciliana., K. P. Valavanis (Eds.), Control problems in robotics and automation, Berlin: Springer.
- [135] Liu, Y., Yu, H., Wane, S., Yang, T. (2008). On tracking control of a pendulum-driven cart-pole underactuated system, *International Journal of Modelling, Identification and Control*, 4, p. 357-372.
- [136] Ha, Y.-S., Yuta, S. (1996). Trajectory tracking control for navigation of the inverse pendulum type self-contained mobile robot, *Robotics and Autonomous Systems*, 17, p. 65-80.
- [147] Grasser, F., Arrigo, A. D', Colombi, S., Rufer, A. (2002). Joe: A mobile, inverted pendulum, *IEEE Transactions on Industrial Electronics*, 49, p. 107-114.
- [138] Takei, T., Imamura, R., Yuta, S. (2009). Baggage transportation and navigation by a wheeled inverted pendulum mobile robot, *IEEE Transactions on Industrial Electronics*, 56, p. 3985-3994.
- [139] Younis, W., Abdelati, M. (2009). Design and implementation of an experimental segway model, *AIP Conference Proceedings*, 1107, p. 350-354, 2009.
- [140] Aloulou, A., Boubaker, O. (2010). Control of a step walking combined to arms swinging for a three dimensional humanoid prototype, *Journal of Computer Science*, 6, p. 886-895.
- [141] Aloulou, A., Boubaker, O. (2011). Minimum jerk-based control for a three dimensional bipedal robot, *Lecture Notes In Computer Science*, 7102, p. 251-262.
- [142] Arous, Y., Boubaker, O. (2012). Gait trajectory generation for a five link bipedal robot based on a reduced dynamical model, *In: Proceedings of the 16th IEEE Mediterranean Electro-technical Conference*, Yasmine Hammamet, p. 993-996, 2012.
- [143] Kuo, A. D. (2007). The six determinants of gait and the inverted pendulum analogy: A dynamic walking perspective, *Human Movement Science*, 26, p. 617-656.
- [144] Kajita, S., Kanehiro, F., Kaneko, K., Fujiwara, K., Yokoi, K., Hirukawa, H. (2003). Biped walking pattern generation by a simple three-dimensional inverted pendulum model, *Advanced Robotics*, 17, p. 131-147.
- [145] Noh, K. K., Kim, J. G., Huh, U. Y. (2004). Stability experiment of a biped walking robot with inverted pendulum, *In: Proceedings of the 30th Annual Conference of IEEE Industrial Electronics Society*, Busan, p. 2475-2479, 2004.
- [146] Tang, Z., Er, M. J. (2007). Humanoid 3D gait generation based on inverted pendulum model, *In: Proceedings of the 22nd IEEE International Symposium on Intelligent Control*, Singapore, p. 339-344.
- [147] Erbatur, K., Kurt, O. (2009). Natural ZMP trajectories for biped robot reference generation, *IEEE Transactions on Industrial Electronics*, 56, p. 835-845.
- [148] Shibuya, M., Suzuki, T., Ohnishi, K. (2006). Trajectory planning of biped robot using linear pendulum mode for double support phase, *In: Proceedings of the 32nd Annual Conference of IEEE Industrial Electronics Society*, Jules Verne, p. 4094- 4099.
- [149] Motoi, N., Suzuki, T., Ohnishi, K. (2009). A bipedal locomotion planning based on virtual linear inverted pendulum mode, *IEEE Transactions on Industrial Electronics*, 56, 54-61.
- [150] Kajita, D., Morisawa, J. Miura, M., Nakaoka, K., Harada, S., Kaneko, K., et al. (2010). Biped walking stabilization based on linear inverted pendulum tracking, *In: Proceedings of the IEEE/RSJ 2010 International Conference on Intelligent Robots and Systems*, Taipei, p. 4489-449.